




Bidenflation Is **WRECKING** Bay Staters' Wallets

Massachusetts's inflation is at

11%*

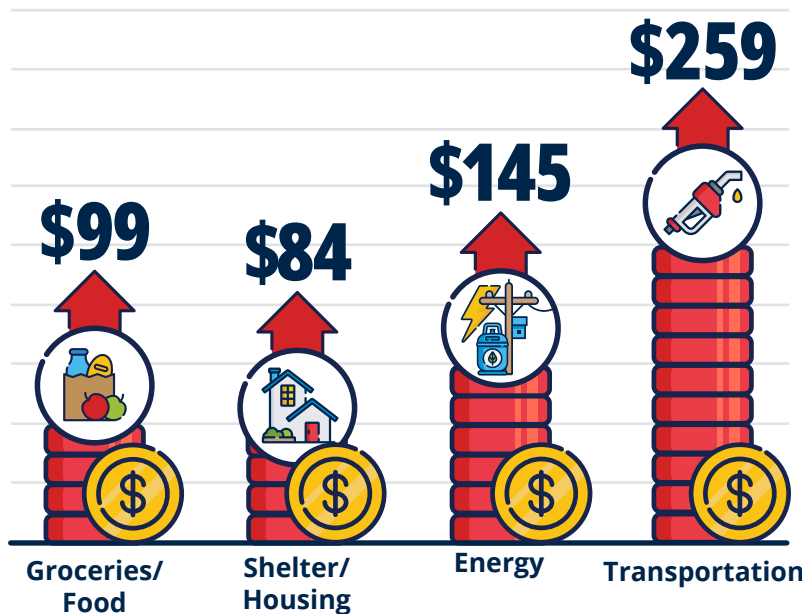


Inflation is costing families an additional

\$747 per month

That's \$8,962 annually!

(Annualized)



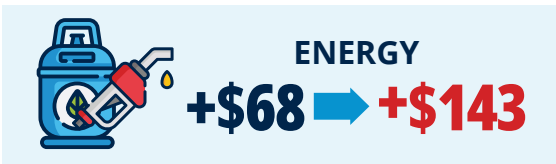
REINS
can
SLASH
record-high
inflation and
skyrocketing
consumer costs.

Congress can tame inflation by requiring costly regulations, guidance, and other agency actions to receive congressional approval before taking effect **with the REINS Act.**

*As of September 2022



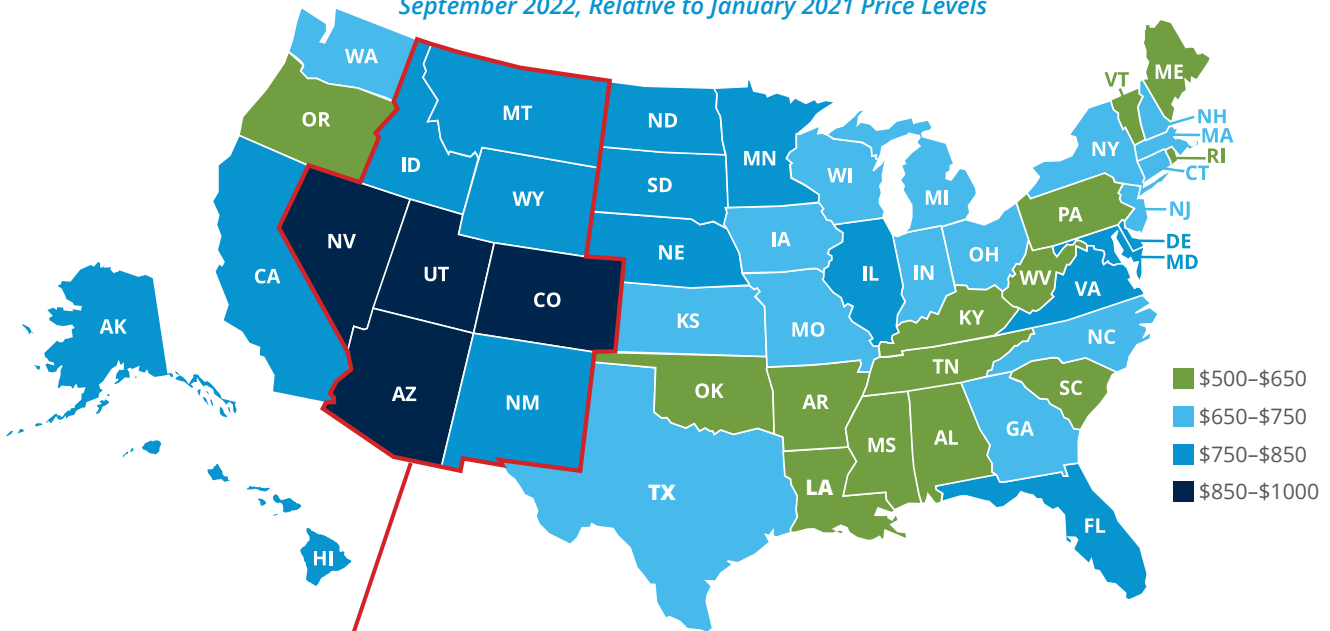
Inflation costs for major categories are:



■ September 2021 ■ September 2022 | Calculations relative to January 2021 prices

INFLATION RATES AND AVERAGE HOUSEHOLD INFLATION COSTS BY STATE

September 2022, Relative to January 2021 Price Levels



Families in the Mountain West are facing the highest inflation rates, with prices today **16.0 percent higher** than in January 2021.

Sources: Joint Economic Committee Calculations using: Bureau of Economic Analysis, Personal Consumption Expenditures; Bureau of Labor Statistics, Consumer Expenditure Survey; Census Bureau; American Community Survey. https://www.jec.senate.gov/public/_cache/files/af0ee746-09ae-48f0-9f1b-fefbb334996d/inflation-tracker-september.pdf