



Voters support efforts to promote work



Voters support commonsense work requirements for food stamps.



Voters believe waivers should be prohibited in areas of low unemployment and where a sufficient number of jobs are available within a reasonable commuting distance.



Voters want to eliminate waiver loopholes that exempt able-bodied adults from work requirements.

WORK REQUIREMENTS FOR FOOD STAMPS

Voters support the 1996 requirement for able-bodied childless adults to work, train, or volunteer at least part-time in order to receive food stamps.

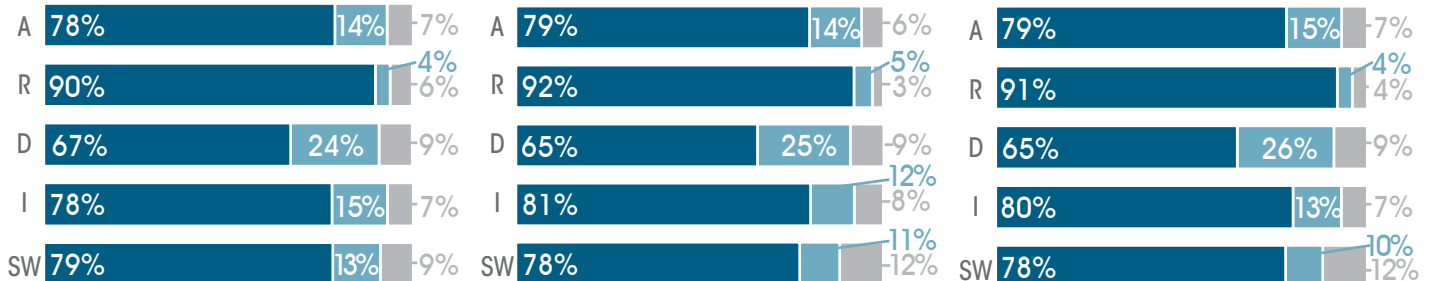


ELIMINATING WAIVER ABUSE

Voters support prohibiting waivers of work requirements if those impacted live in an area with unemployment below 10 percent.

Voters support prohibiting waivers of these work requirements if there are a sufficient number of jobs available in the county in which those impacted live.

Voters support prohibiting waivers of these work requirements if there are a sufficient number of jobs available within a reasonable commuting distance.



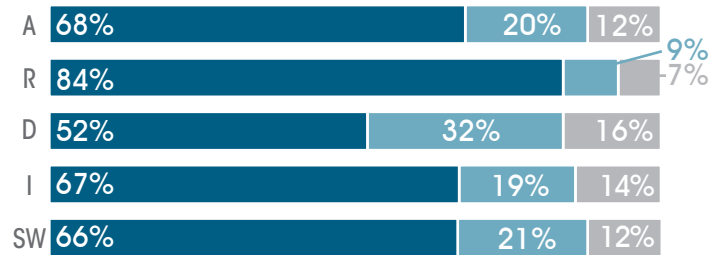
■ SUPPORT ■ OPPOSE ■ UNSURE A-ALL VOTERS R-REPUBLICAN D-DEMOCRAT I-INDEPENDENT SW-SUBURBAN WOMEN

ELIMINATING EXEMPTION LOOPHOLES

Voters support ending regulatory loopholes that exempt able-bodied adult siblings from the work requirement.

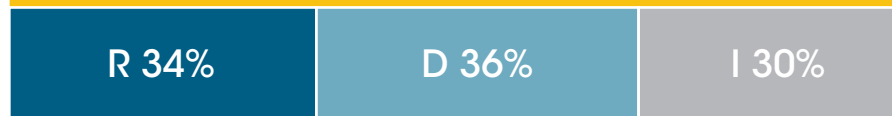


Voters support ending regulatory loopholes that exempt able-bodied 50-year-olds from the work requirement.

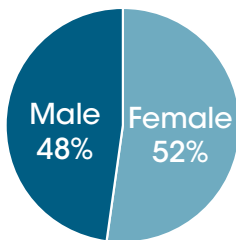


■ SUPPORT ■ OPPOSE ■ UNSURE A-ALL VOTERS R-REPUBLICAN D-DEMOCRAT I-INDEPENDENT SW-SUBURBAN WOMEN

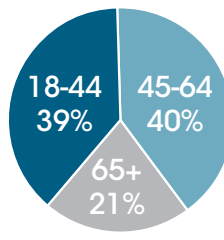
508 LIKELY VOTERS



DEMOGRAPHICS



AGE



MARGIN OF ERROR



Results for this poll are based on automated telephone interviews conducted among a nationwide sample of 508 likely voters. Data for this survey research was collected by Cor Strategies Inc.

Interviews were conducted via a computer-assisted telephone interviewing system utilizing techniques designed to achieve the highest possible respondent cooperation.

The surveys were conducted April 13-17, 2019. The margin of sampling error is plus or minus 4.35 percentage points. The margin of sampling error may be higher for certain subgroups. Results presented may not always appear to total 100 percent due to rounding.

Data was sampled using weighted demographic information from the U.S. Census Bureau's Current Population Survey Voting and Registration Supplement and the state election authorities. Demographic information for actual voters in past elections were used to construct sample target weights.

The Foundation for Government Accountability paid for all costs associated with this survey.