



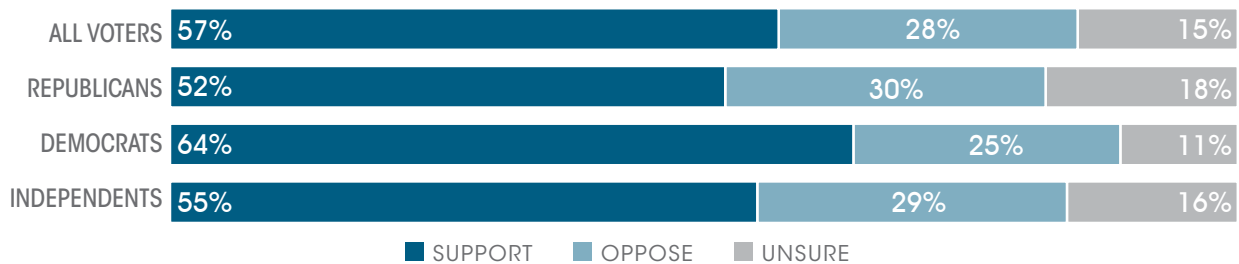
# Voters want to keep Americans working

## KEY FINDINGS



## Voters support saving jobs

Voters support ending state regulations that ban professional license holders from renewing their licenses—and losing their jobs—if they are in default on their student loans.



## THESE MESSAGES WORKED BEST

### Keeping people off welfare

This reform can keep people working in their jobs and keep them off of welfare.



### Keeping people out of poverty

This reform can help keep people out of poverty.



### Helping in tough times

This reform helps hard-working individuals who run into tough financial times.

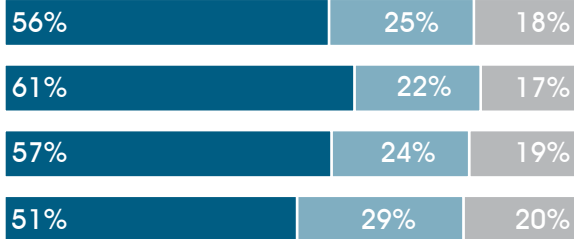


■ MORE LIKELY ■ LESS LIKELY ■ UNSURE

# More messages that move voters:

## STILL RESPONSIBLE FOR LOANS

Nothing in this reform erases student loan debt and individuals will continue to be responsible for paying off all of their debts.



## CONGRESSIONAL LEGISLATION IS IN PLAY

Congress is considering legislation to that would end this type of license suspension.



## ALLOWS CATCHING UP

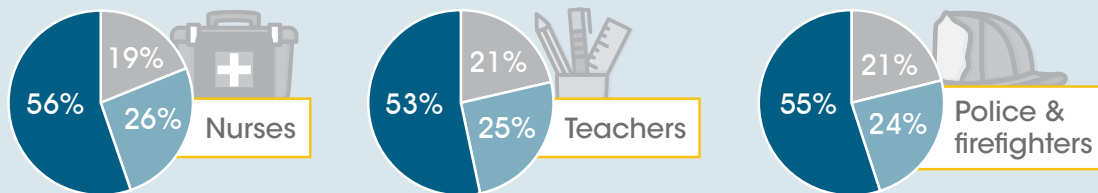
Suspending professional licenses for non-payment of student loans makes it more difficult to catch up on student loan payments.



■ MORE LIKELY ■ LESS LIKELY ■ UNSURE

## Voters support American workers

Voters were more likely to support this reform if they knew that individuals in certain occupations might lose their jobs because they defaulted on student loan payments.



### DEMOGRAPHICS

#### Party Affiliation

34% R 36% D 30% I

#### Age

39% 18-44 40% 45-64 21% 65+

#### Gender

48% MALE 52% FEMALE

Results for this poll are based on automated telephone interviews conducted among a nationwide sample of 500 likely voters. Data for this survey research was collected by Cor Strategies Inc.

Interviews were conducted via a computer-assisted telephone interviewing system utilizing techniques designed to achieve the highest possible respondent cooperation.

The surveys were conducted August 8 to September 1, 2018. The margin of sampling error is plus or minus 4.38 percentage points. The margin of sampling error may be higher for certain subgroups. Results presented may not always appear to total 100 percent due to rounding.

Data was sampled using weighted demographic information from the U.S. Census Bureau's Current Population Survey Voting and Registration Supplement and the state election authorities. Demographic information for actual voters in past elections were used to construct sample target weights.

The Foundation for Government Accountability paid for all costs associated with this survey.

