



Voters want to empower independent contractors

KEY FINDINGS

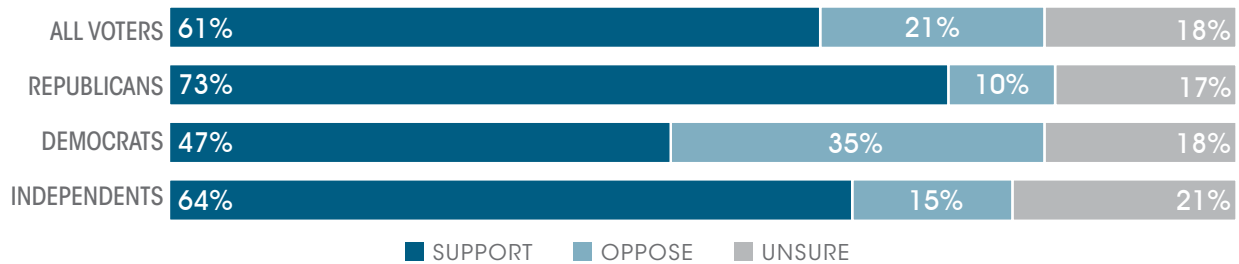
Voters support **updating state laws to match federal independent contractor standards** to make it easier for businesses to hire contract workers.

Getting individuals back to work and growing the economy are powerful messages.

Voters are likely to support this reform if they know it can **help rural areas, those with disabilities, seniors, retirees, and those wanting a second career.**

Voters support uniform state standards

Voters support updating state laws to match federal standards, making it easier for companies to hire contract employees.



THESE MESSAGES WORKED BEST

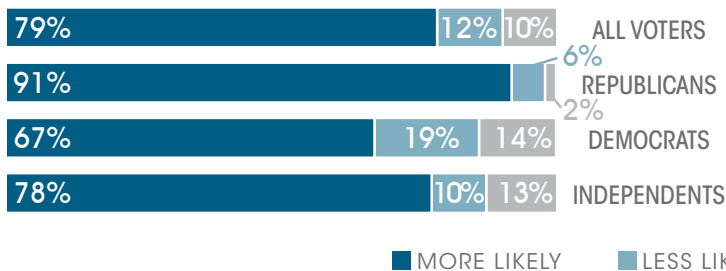
Getting people back to work

This reform would create jobs, moving more people off of welfare and back to work.



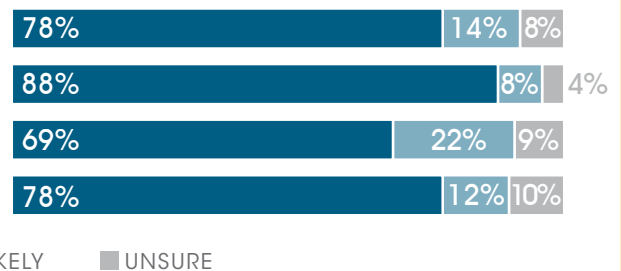
Grow the economy

Contractor reform would help grow the economy.



Benefits rural areas

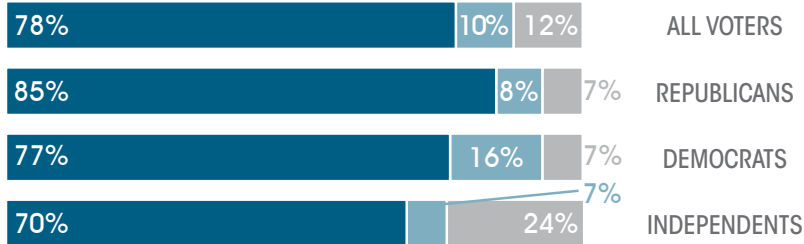
This reform could help rural areas that are suffering as a result of a loss of manufacturing jobs.



More messages that move voters:

HELPS THE DISABLED

Contractor reform could help people with disabilities who want to work from home find jobs.



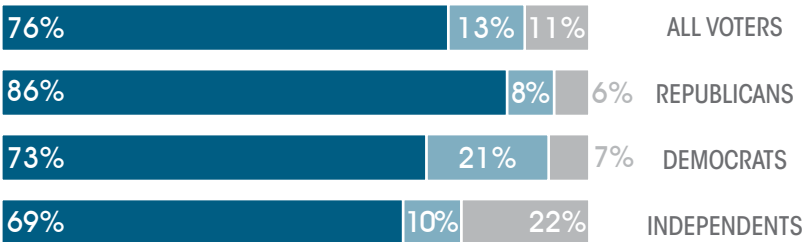
ADVANTAGES FOR SENIORS AND RETIREES

This reform would help seniors, retired people, and individuals wanting to start a second career.



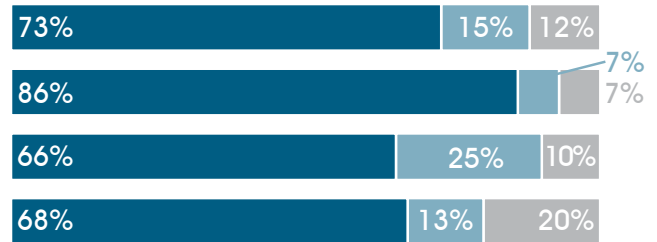
START-UPS AND NEW BUSINESSES CAN GROW

Independent contractor reform would help startups and new businesses grow.



AIDS SMALL BUSINESS

This reform will help small businesses hire people and grow faster.



■ MORE LIKELY ■ LESS LIKELY ■ UNSURE

DEMOGRAPHICS

Party Affiliation

34% R 36% D 30% I

Age

39% 18-44 40% 45-64 21% 65+

Gender

48% MALE 52% FEMALE



TheFGA.org @TheFGA

Results for this poll are based on automated telephone interviews conducted among a nationwide sample of 501 likely voters. Data for this survey research was collected by Cor Strategies Inc.

Interviews were conducted via a computer-assisted telephone interviewing system utilizing techniques designed to achieve the highest possible respondent cooperation.

The surveys were conducted August 22-27, 2018. The margin of sampling error is plus or minus 4.38 percentage points. The margin of sampling error may be higher for certain subgroups. Results presented may not always appear to total 100 percent due to rounding.

Data was sampled using weighted demographic information from the U.S. Census Bureau's Current Population Survey Voting and Registration Supplement and the state election authorities. Demographic information for actual voters in past elections were used to construct sample target weights.

The Foundation for Government Accountability paid for all costs associated with this survey.