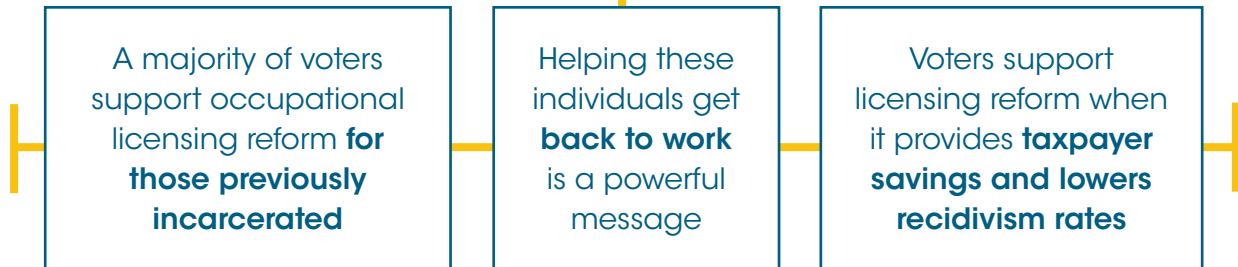




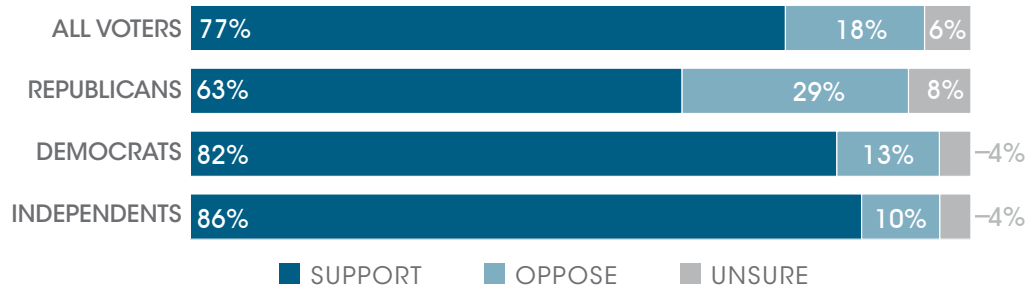
Voters want to give individuals a Fresh Start

KEY FINDINGS



Individuals deserve a Fresh Start through work

Individuals can receive occupational licenses, so long as their offenses were non-violent and non-sexual, the conviction was more than five years ago, and the individual hasn't committed any crimes since.



THESE MESSAGES WORKED BEST


Individuals are helped out of welfare and back to work

Fresh Start can help move more people off of welfare and get them back to work.



Taxpayers can save money with lowered recidivism rates

Fresh Start could lower recidivism rates, saving taxpayers some of the \$80 billion spent each year in the United States on incarceration.



■ MORE LIKELY ■ LESS LIKELY ■ UNSURE

More messages that move voters:

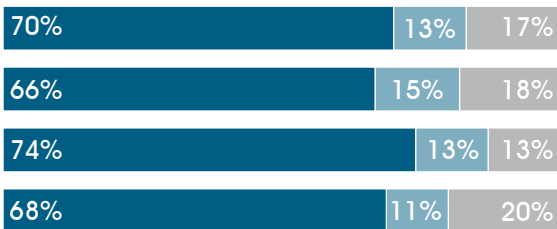
Fresh start can help individuals become independent

Licensing reform can help the 600,000 people who leave prison each year find work and become independent instead of becoming a drain on society.



FRESH START CAN HELP SOLVE THE OPIOID EPIDEMIC

Licensing reform could help the opioid epidemic by providing work to ex-offenders suffering from dependency, making them less likely to re-offend or become addicted.



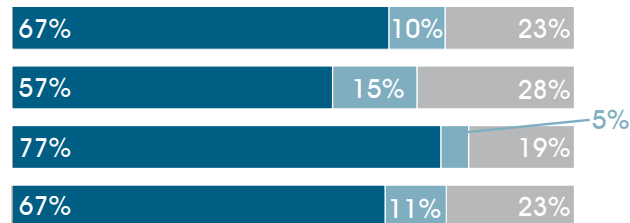
LICENSING BARRIERS PERPETUATE UNEMPLOYMENT FOR EX-OFFENDERS

More than 60% of people leaving prison remain unemployed a year after rejoining society – partially due to licensing restrictions.



PRIVATE EMPLOYERS ARE PROTECTED

Nothing in the legislation applies to private employers and would in no way burden them.



FRESH START IS NOT APPLICABLE TO VIOLENT OR SEX-RELATED CRIMES

Fresh Start would not change the rules for individuals who were convicted of violent crimes or sex-related crimes.



■ MORE LIKELY ■ LESS LIKELY ■ UNSURE

DEMOGRAPHICS

Party Affiliation

34% R 36% D 30% I

Age

39% 18-44 40% 45-64 21% 65+

Gender

48% MALE 52% FEMALE

Results for this poll are based on automated telephone interviews conducted among a nationwide sample of 526 likely voters. Data for this survey research was collected by Cor Strategies Inc.

Interviews were conducted via a computer-assisted telephone interviewing system utilizing techniques designed to achieve the highest possible respondent cooperation.

The surveys were conducted June 25-July 2, 2018. The margin of sampling error is plus or minus 4.27 percentage points. The margin of sampling error may be higher for certain subgroups. Results presented may not always appear to total 100 percent due to rounding.

Data was sampled using weighted demographic information from the U.S. Census Bureau's Current Population Survey Voting and Registration Supplement and the state election authorities. Demographic information for actual voters in past elections were used to construct sample target weights.

The Foundation for Government Accountability paid for all costs associated with this survey.

