



South Dakota Voters Oppose ObamaCare's Medicaid Expansion

KEY FINDINGS

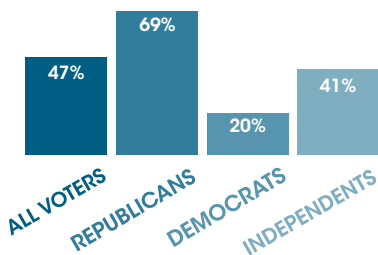
South Dakotans **oppose** Medicaid expansion and opposition grows as they learn more

Voters **worry** that expansion will eat into their pocketbooks and other state priorities

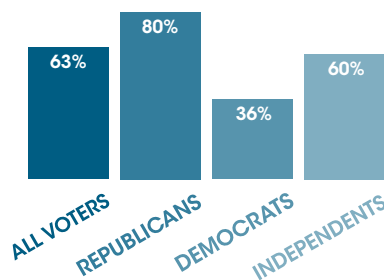
Three-quarters of Republicans and nearly half of independents are **less likely to re-elect** legislators who vote to expand Medicaid

Voters oppose Medicaid expansion

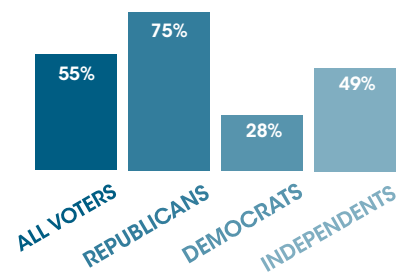
Voters oppose Medicaid expansion for able-bodied adults.



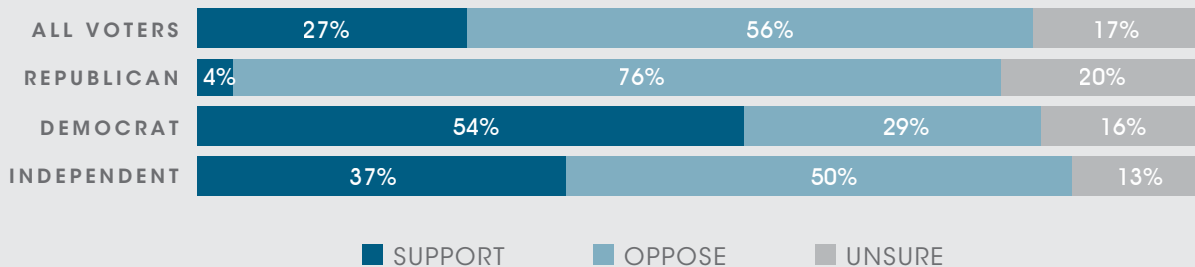
Voters oppose state budget increases to cover the costs of Medicaid expansion.



Voters are less likely to support policymakers who support Medicaid expansion.



Once voters learn more, their opposition to ObamaCare Medicaid Expansion increases by 9 points

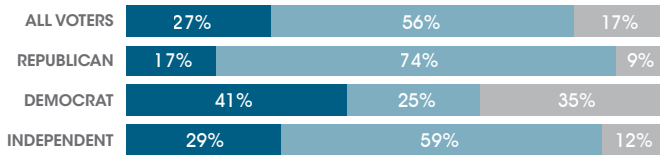


Messages that move voters

Voters are more likely to support work requirements when they know:

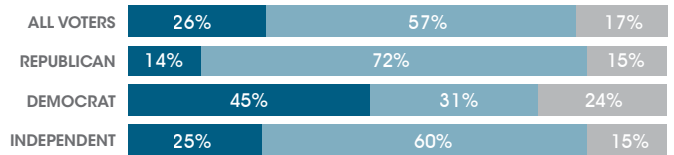
Costs exceed projections

Costs to taxpayers have far exceeded projections in other states.



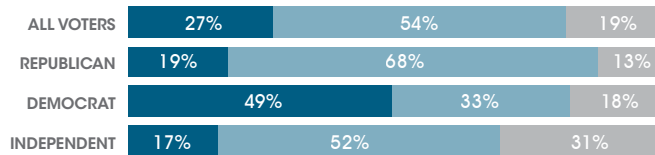
Expansion is an unlimited financial commitment

ObamaCare's Medicaid Expansion is an open, unlimited financial commitment that could lead to tax increases or cuts to other state priorities like education and infrastructure.



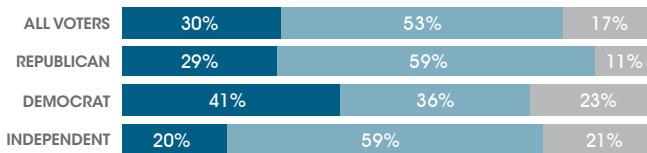
Funding is unapproved and unstable

Proposals to increase federal funding to states providing medical care to American Indians have not been approved by Congress and could go away at any time.



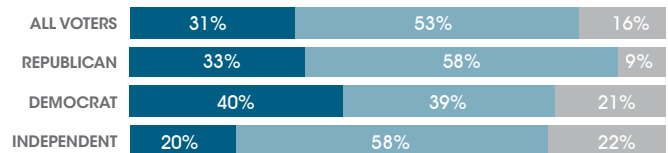
Expansion is for able-bodied adults

Those made eligible would be able-bodied adults, more than three quarters of whom have no dependent children.



Truly needy patients are crowded out

Nearly 60% of new enrollees would be shifted out of private insurance into taxpayer funded Medicaid.



■ MORE LIKELY ■ LESS LIKELY ■ UNSURE

45% REPUBLICANS

28% DEMOCRATS

27% INDEPENDENTS

13% AGE 18-29

24% AGE 30-44

39% AGE 45-62

25% AGE 65+

52% FEMALE

48% MALE



Results for this poll are based on automated telephone interviews conducted among a statewide sample of 716 likely voters. Data for this survey research was collected by Cor Strategies Inc.

Interviews were conducted via a computer-assisted telephone interviewing system utilizing techniques designed to achieve the highest possible respondent cooperation. The surveys were conducted December 28, 2015 through January 6, 2016. The margin of sampling error is plus or minus 3.66 percentage points. The margin of sampling error may be higher for certain subgroups. Results presented may not always appear to total 100 percent due to rounding.

Data was sampled using weighted demographic information from the U.S. Census Bureau's Current Population Survey Voting and Registration Supplement and the South Dakota Secretary of State. Demographic information for actual voters in past elections were used to construct sample target weights.

The Foundation for Government Accountability paid for all costs associated with this survey.