



Voters Want to Close Income Loopholes for Food Stamps

KEY FINDINGS

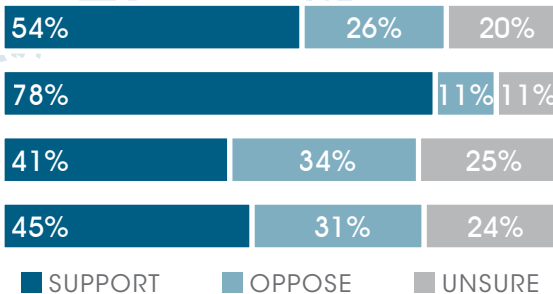
Voters support **closing income loopholes**

Five key messages **increase voter support** even more

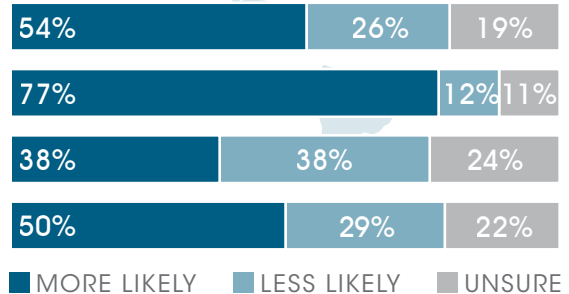
A majority of all voters — and 50% of independents — are **more likely to support policymakers who work to close loopholes**

Voters want to close income loopholes and will support reformer policymakers

Voters support closing loopholes on income limits for food stamp recipients.



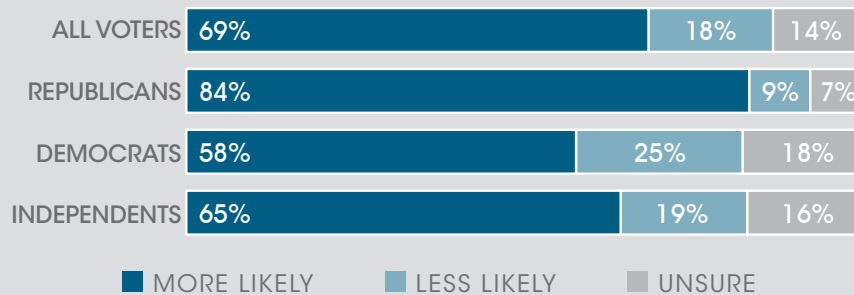
Voters are more likely to support policymakers who support closing income loopholes for food stamp recipients.



This message worked best

MORE TOOLS TO FIGHT WASTE, FRAUD, AND ABUSE

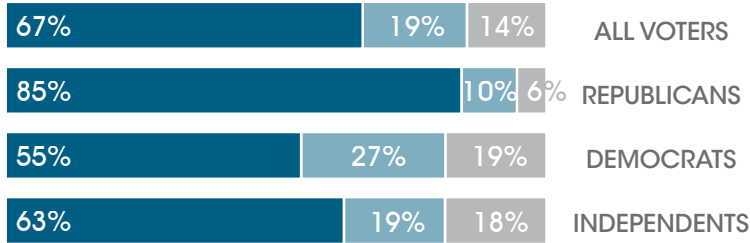
Closing loopholes means less opportunity for fraudsters to steal limited resources.



Other messages that move voters

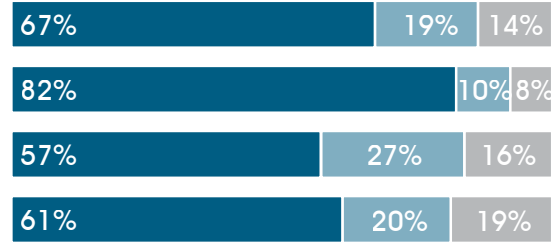
TAXPAYER SAVINGS

If every state closed their income loopholes, taxpayers would save more than \$1 billion per year.



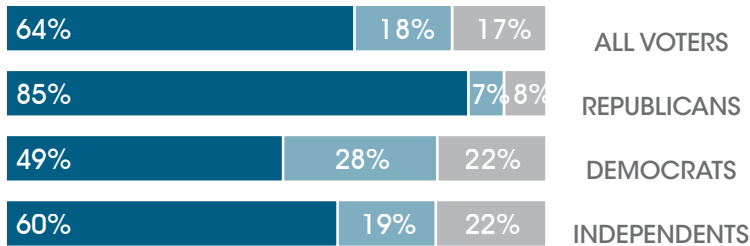
MORE FUNDS FOR THE TRULY NEEDY

Closing income loopholes and removing higher-earning enrollees from the program frees up limited dollars for those who truly need help.



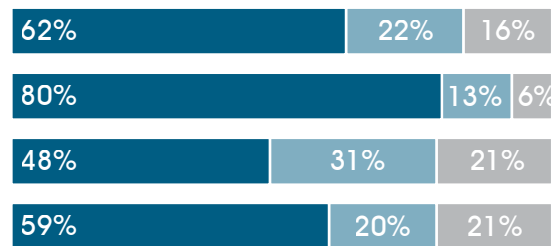
REDUCED ADMINISTRATIVE COSTS

Eliminating loopholes means lower administrative costs for taxpayers.



FEWER PAYMENT ERRORS


Federal data shows payment errors are most likely for higher-income enrollees.




■ MORE LIKELY ■ LESS LIKELY ■ UNSURE

DEMOGRAPHICS

Party Affiliation



Age



Gender



Results for this poll are based on automated telephone interviews conducted among a nationwide sample of 1,379 likely voters. Data for this survey research was collected by Cor Strategies Inc.

Interviews were conducted via a computer-assisted telephone interviewing system utilizing techniques designed to achieve the highest possible respondent cooperation. The surveys were conducted January 6-13, 2017.

The margin of sampling error is plus or minus 2.64 percentage points. The margin of sampling error may be higher for certain subgroups. Results presented may not always appear to total 100 percent due to rounding.

Data was sampled using weighted demographic information from the U.S. Census Bureau's Current Population Survey Voting and Registration Supplement and state election authorities. Demographic information for actual voters in past elections were used to construct sample target weights.

The Foundation for Government Accountability paid for all costs associated with this survey.